

Cruise Control*

Maintains a constant vehicle speed without having to keep your foot on the accelerator. Use cruise control on motorways or open roads where you can travel at a constant speed with little acceleration or deceleration.

When to use

- Vehicle speed for cruise control: Desired speed in a range above roughly 40 km/h –

Always keep sufficient distance between you and the vehicle in front of you

Automatic transmission models

- Shift positions for cruise control: In **D**, **D3** or **S**

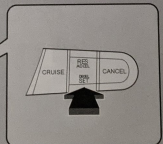
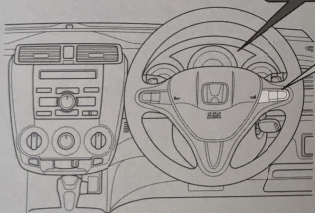


How to use

- Press the **CRUISE** button on the steering wheel.

CRUISE MAIN

CRUISE MAIN is on in the instrument panel
Cruise control is ready to use.



Cruise Control*

WARNING

Improper use of the cruise control can lead to a crash.

Use the cruise control only when travelling on open motorways in good weather.

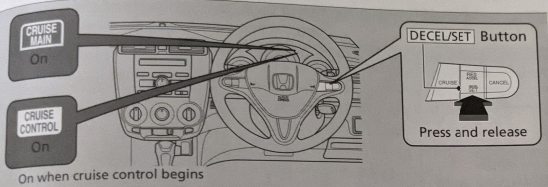
It may not be possible to maintain a constant speed when driving uphill or downhill.

When not using cruise control:
Turn off cruise control by pressing the **CRUISE** button.

172 * Not available on all models

►► When Driving ► Cruise Control*

To Set the Vehicle Speed



Take your foot off the pedal and press the **DECEL/SET** button when you reach the desired speed.

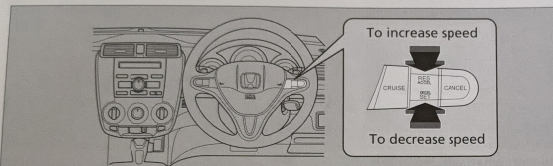
The moment you release the **DECEL/SET** button, the set speed is fixed, and cruise control begins. The **CRUISE CONTROL** indicator comes on.

Continued

►► When Driving ► Cruise Control*

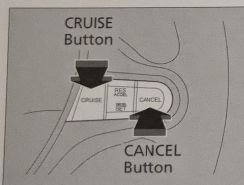
To Adjust the Vehicle Speed

Increase or decrease the vehicle speed using the **RES/ACCEL** or **DECEL/SET** button on the steering wheel.



- Each time you press the button, the vehicle speed is increased or decreased by about 1.6 km/h.
- If you keep the button pressed, the vehicle speed increases or decreases until you release it. This speed is then set.

To Cancel



To cancel cruise control, do any of the following:

- Press the **CANCEL** button.
- Press the **CRUISE** button.
- Depress the brake pedal.

Manual transmission models

- Depress the clutch pedal.

The **CRUISE CONTROL** indicator goes off.

To Adjust the Vehicle Speed

You can set the vehicle speed using the **DECEL/SET** button on the steering wheel when adjusting the speed with the accelerator and brake pedals.

To Cancel

Resuming the prior set speed:

After cruise control has been cancelled, you can still resume the prior set speed by pressing the **RES/ACCEL** button while driving at a speed of at least 40 km/h or more.

You cannot set or resume in the following situations:

- When vehicle speed is less than 40 km/h
- When the **CRUISE** button is turned off

At vehicle speeds of 35 km/h or less, cruise control is cancelled automatically.