

# PAJERO SPORT



MITSUBISHI  
MOTORS

Drive your Ambition



**PAJERO SPORT**

# BUILT FOR ESCAPE

Combining style, luxury, cutting-edge technology and genuine four-wheel drive performance, the sleek Pajero Sport fuses elegance, space and safety for urban driving with agility for off-road excitement. Read on. You'll have the confidence to go anywhere your heart desires in the Pajero Sport.

## **PAJERO SPORT, BUILT FOR THE TIME OF YOUR LIFE**

*Since 1917 Mitsubishi Motors has been at the forefront of technological innovation, having launched the innovative Super-Select 4WD system and the world's first Plug-in hybrid electric SUV our vehicles have been tested and triumphed in some of the most gruelling and toughest terrain on earth including the Dakar rally. These engineering milestones and our commitment to reliability and ingenuity set us apart from the competition. As we continue to move forward, pushing the boundaries of innovation, you can rest assured your Mitsubishi has been built for the time of your life.*

**Pajero Sport, is part of the all-thrilling, ever reliable Mitsubishi SUV range.**



ASX

Eclipse Cross

Outlander

Pajero Sport

Pajero

Triton





Front cover and above image: Exceed model shown.





# TO BE ACTIVE, YOU NEED PLENTY OF ROOM

A busy, energetic lifestyle is not something you can confine. Pajero Sport gives you all the interior space you need to take you comfortably to the wide, open spaces that beckon. Yet all the while you'll be in touch with leading edge technology that keeps you connected.

+ Pajero Sport's innovative Smartphone Link Display Audio (SDA)<sup>^</sup> is a true extension of your smartphone via Android Auto<sup>TM1</sup> or Apple CarPlay<sup>2</sup>. Connected to a 7" touchscreen, you can access your phone's compatible apps and get directions, make calls, send and receive messages and listen to music from any source including DAB radio. With a smart phone storage tray and multiple USB/HDMI connectors in the centre console, everything is taken care of. To ensure safety while you drive, the primary call and music streaming functions can be controlled by voice command or by steering wheel controls, so your eyes stay focused on the road ahead.



- + Tilt and telescopic steering lets you find your optimum driving position while the premium leather four-spoke steering wheel features paddle shifts and phone, audio and Adaptive Cruise Control switches. Multi Around Monitor camera switches are also on hand in Exceed models\*.
- + Premium, dual density cushioned seats ensure a comfortable ride while the Exceed's soft leather seat facings and heated, power front seats provide that extra piece of indulgence\*.
- + Automatic dual zone climate control for the driver and front passenger<sup>#</sup> and rear air vents with cooler add to your driving comfort.

- + Smart Key lets you lock and unlock doors, and even start the engine with the touch of a button, all while your Smart Key is tucked safely in your bag or pocket.
- + The roomy interior gives your family members generous head and legroom as well as plenty of in-cabin storage space for nearly anything you want to bring along for the ride. The second row seats can be generously reclined for a more relaxed ride or tumbled forward. In 7 seat models the third row seats comfortably sit an extra two people or can also be easily folded forward to create a wide flat storage space.
- + The feeling of Pajero Sport is quality with premium finishes like piano black panels and a high centre console. The push button electric park brake and speed sensing automatic door locking also create a feeling of quiet confidence.

- + The Multi-information display keeps you in touch with essential trip information, monitoring outside temperature, driving distance and fuel consumption.
- + Pajero Sport's intuitive technologies take care of the small things so you can focus on your journey ahead. Mitsubishi's Electronic Time Alarm Control System (ETACS) allows customisation of vehicle functions including; finding your car in a dark carpark, lighting your way as you exit the car, conserving battery power if you happen to leave a door open, folding the rear view mirrors in and out before and after driving and even wiping the rear window clean when you engage reverse.

^Smartphone Link Display Audio (SDA) supports Android™ 5.0 or higher/iOS 8.0 or higher for use with Android Auto™ / Apple CarPlay. Smartphone Link Display Audio will not operate in areas with no service signal and may not operate in supported areas where the signal is weak. Users are responsible for all charges incurred using smartphones and iPhones to connect to Android Auto™ and CarPlay respectively. Some functions may not be available for use depending on the user's location. Only compatible Apps can be used. 1. Android™ and Android Auto™ are trademarks of Google Inc. 2. Apple CarPlay and iPhone, are trademarks of Apple Inc., registered in the U.S. and other countries. \*Exceed model only. Exceed model shown.



# *STYLE, PERFORMANCE AND ATTITUDE*







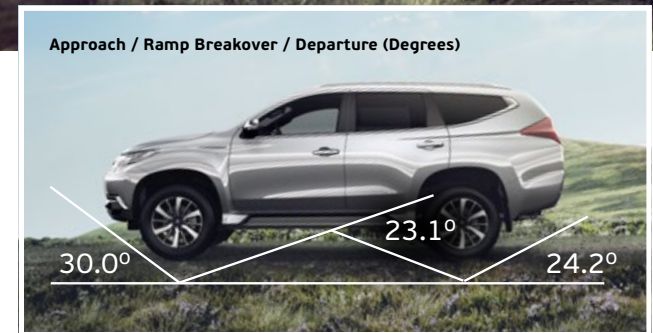
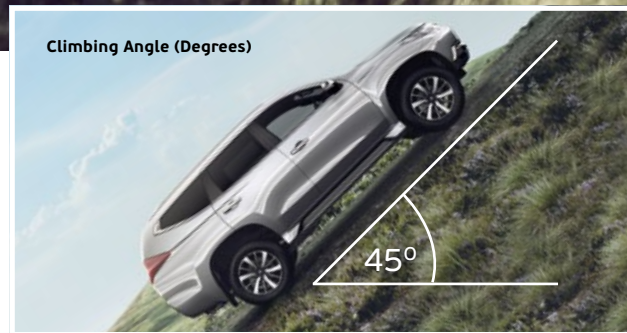
Take one look at Pajero Sport's contemporary face and you'll know there's performance in store.

- + The tube style LED Daytime Running Lamps (DRL)<sup>#</sup> signal Pajero Sport's arrival. Even the distinctive vertical rear combination lamps make a confident statement.
- + Twin-spoke 18" alloy wheels set Pajero Sport perfectly on the road. The built in roof rails show it means business, while the improved aerodynamics provide directional stability at higher speeds as well as reduced fuel consumption.
- + The aerodynamic front end design also decreases water splash on the windshield when going through water, helping to keep your field of view clear so you can see what's ahead.

- + The GLS and Exceed models are also equipped with front wipers that activate automatically when moisture is detected on the windscreen, allowing you to keep your hands on the wheel and your focus on the road ahead.<sup>#</sup>
- + Dusk sensing headlamps on the GLS and Exceed models automatically illuminate in fading light or when travelling through a tunnel.<sup>#</sup>



# ALL THE POWER YOU NEED, PERFECTLY DISTRIBUTED



At its core Pajero Sport has a responsive 2.4L MIVEC Turbo Diesel Engine but it's the pairing with the 8-speed automatic transmission that provides the optimum balance of engine power, fuel economy and interior quietness.



+ The 2.4L DOHC MIVEC 16 valve common rail intercooled diesel engine is super responsive. An aluminium cylinder block and lightweight materials reduce weight and with a compression ratio of 15.5:1, it is amongst the quietest and most efficient diesel engines on the market. Like a great athlete, it will exceed your expectations. Peak power is 133kW at 3500rpm, while torque is an impressive 430Nm at 2500rpm.

+ The 8-speed automatic transmission's wide range of gear ratios provide smooth acceleration and also low rpm high speed cruising to enhance driving efficiency.

+ An 11.2m turning circle means excellent manoeuvrability and easy handling, requiring fewer lock-to-lock turns, making parking and negotiating tight spaces easy.

+ Towing your boat, caravan or trailer is a breeze with Pajero Sport's 3.1 tonne towing capacity.

+ Pajero Sport's double wish-bone with coil spring and stabiliser bar front, and 3-link coil spring with stabiliser bar rear suspension makes for a smooth, comfortable and confident ride.





Think of any terrain and you'll know that, true to its heritage, Pajero Sport can go there.

+ Hill Descent Control (HDC) can be initiated when you start travelling down a steep gradient more than 5% and can be set at any speed between 2 – 20km/h. Adjusting engine output and automatically applying the brakes to maintain the set speed, it allows you to concentrate on steering without having to manually apply the brakes.

+ Hill Start Assist (HSA) prevents your Pajero Sport from rolling backwards on hills by maintaining the braking force for a few seconds to give you time to move your foot from the brake to the accelerator.

+ Mitsubishi's Super Select II 4WD system delivers performance in the most challenging driving conditions and rugged terrains. This advanced technology provides four driving modes: 2WD High Range, Full Time 4WD and 4WD High and Low Range with locked centre differential. An easy-to-operate four-wheel-drive selector dial allows switching between 2WD and 4WD on the move at speeds under 100km/h.\*

+ In addition, the selectable Off Road Mode maximises traction on unsealed surfaces. The Gravel, Mud/Snow, Sand or Rock™ setting can be selected to suit surface conditions and optimises engine output, transmission settings and braking, for superior traction.



2H (2WD High Range)  
For normal road conditions.\*



4H (Full Time 4WD)  
For rough roads and hazardous conditions.\*



4HLC (4WD High Range with locked centre differential)  
For rugged terrain with low-grip surfaces.\*



4LLC (4WD Low Range with locked centre differential)  
For steep hills, sand, deep snow, etc.\*

Exceed model shown. \*Pajero Sport's Super Select II 4WD lets you shift between 2H, 4H and 4HLC modes at speeds up to 100km/h. Pajero Sport must be stopped when switching between 4HLC and 4LLC. ~Available in 4LLC setting only.



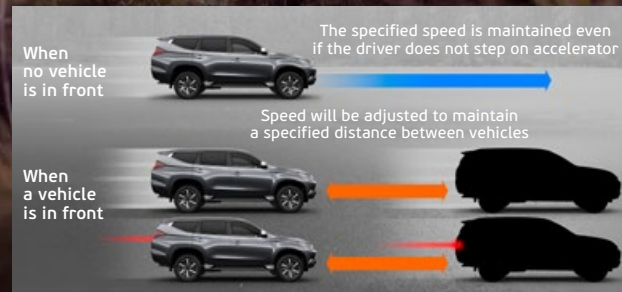
# ACTIVE SAFETY FOR ACTIVE PEOPLE



There is nothing more important to us than the safety of individuals inside and outside of the Pajero Sport. Significant safety features coupled with Mitsubishi's Reinforced Impact Safety Evolution (RISE) body have earned Pajero Sport the maximum ANCAP safety rating of 5 stars so you can rest assured you're driving one of the safest cars on the road.



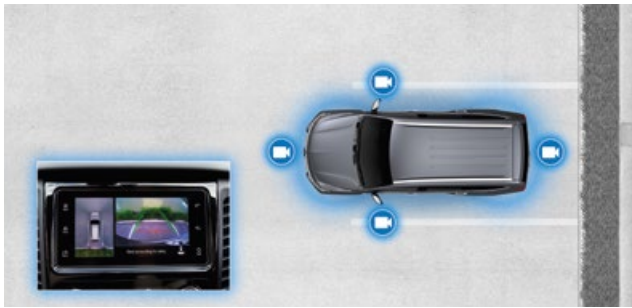
**Blind Spot Warning System (BSW)\*\***  
Change lanes with confidence with the Blind Spot Warning System. Ultrasonic sensors detect when cars are in your rear blind spots and you are alerted by a warning light in your side mirror and tachometer. If you indicate on the side the vehicle has been detected, the light will start blinking and you will be further alerted by a warning sound.



**Adaptive Cruise Control (ACC)†**  
Your Mitsubishi Pajero Sport has intuitive technology to help guide you on the road. The Exceed's Adaptive Cruise Control (ACC) uses radar technology to detect cars in the lane ahead and adjusts the speed of your car accordingly while maintaining a safe distance set by you.

\*Please drive safely and never rely solely on this system while driving. The detection and control capabilities of BSW are supplemental only and do not warn you of vehicles in blind spots in every situation. BSW may not activate in some situations. Please read the operation manual carefully and be aware of these limitations. It operates when a vehicle is in a rear, right or left blind spot and is not designed to detect motorcycles or pedestrians, but may detect them and activate in some situations. †Exceed model only. ‡Please drive safely and never rely solely on these systems while driving. ACC may not activate in some situations depending on the vehicle in front and its conditions, weather and road conditions. This system may be unable to decelerate sufficiently if the vehicle in front brakes suddenly or another vehicle cuts into your path. Please see the user manual for more information.





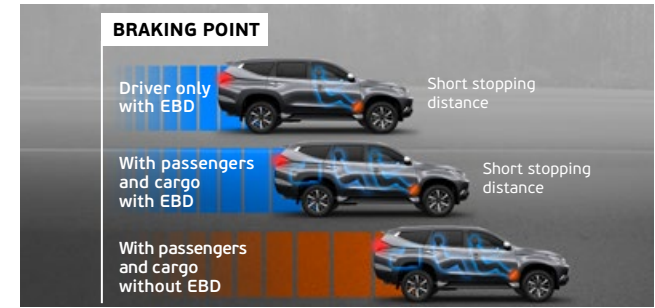
### Multi Around Monitor\*

The Multi Around Monitor System on Exceed models provides a bird's-eye view of your car. The view can be customised to provide a bird's-eye, front, rear or side view.



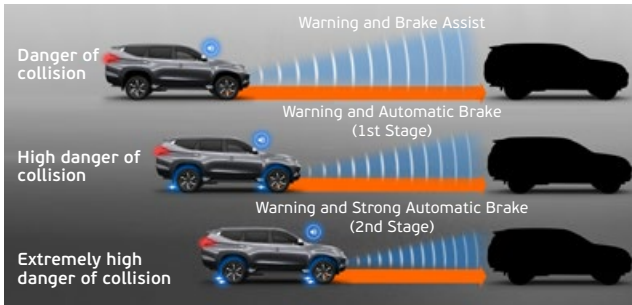
### Ultrasonic misacceleration Mitigation System (UMS)\*~

The Ultrasonic misacceleration Mitigation System on Exceed models reduces the chance and severity of hitting obstacles 4m in front or behind a vehicle when a driver mistakenly presses the accelerator when stationary or at speeds of up to 10km/h.



### Electronic Brakeforce Distribution (EBD)

Electronic Brakeforce Distribution (EBD) works hand-in-hand with Pajero Sport's ABS computer to assess load and distribute braking force between the front and rear wheels. When you have a load in the rear, it helps you stop in a shorter distance.



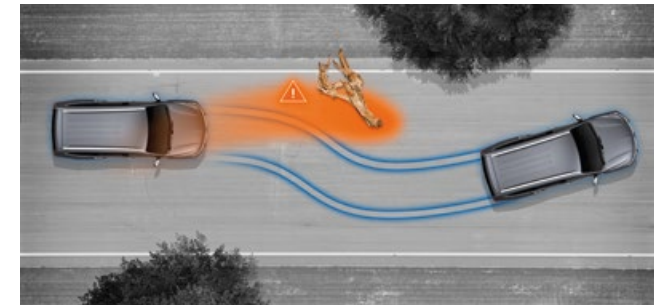
### Forward Collision Mitigation (FCM)^

The Forward Collision Mitigation system detects obstructions ahead and issues a visual and audio alert when there is danger of collision, automatically applying the brakes to avoid collision or reduce impact.



### Reverse camera and sensors

All models feature reverse camera and sensors. When reverse gear is engaged, the reverse camera image appears automatically in the dash screen and sensors warn you if you're getting too close to objects behind you.



### Anti-lock Braking System (ABS)

Pajero Sport is equipped with an Anti-lock Braking System (ABS) which allows the driver to maintain steering control of the vehicle and manoeuvre around obstructions in heavy braking conditions.



### Reinforced Impact Safety Evolution (RISE)

The Mitsubishi Reinforced Impact Safety Evolution (RISE) body means you and your passengers are protected by the latest energy absorbing body design and technology. In the event of a collision, impact-absorbing, crushable zones are designed to dissipate energy away from the passenger compartment. Energy absorbing structures at the front of Pajero Sport also reduce pedestrian head and leg injuries in the event of an accident.



### 7 SRS Airbags

Pajero Sport is fitted with driver and front passenger airbags and driver knee SRS airbag for maximum protection in the event of a frontal collision. Side and curtain SRS airbags are also standard fitment on all models protecting against side-on collision, inflating from the side of the seat to protect the torso, and from the roof lining to protect the head.



### Trailer Stability Assist (TSA)

To prevent 'trailer swing' when towing at speed, Trailer Stability Assist (TSA) controls individual wheel slip to stabilise the trailer. The system detects when the trailer is starting to oscillate and automatically warns drivers behind, by flashing brake lights on both the car and trailer.

\*Exceed models only. ~Please drive safely and never rely solely on this system while driving. UMS may not activate in some situations. Ultrasonic misacceleration Mitigation System (UMS): The engine output control activates when: driving 0-10km/h (not in N or P position); obstacle/vehicle is within approx. 4m range; accelerator pedal is pushed hard or abruptly; driver is not turning to avoid obstacle/vehicle. The detection and control capabilities of UMS are supplemental only and do not prevent misacceleration in every situation. Please read the operation manual carefully and be aware of these limitations. It is not designed to detect motorcycles or pedestrians, but may detect them and activate in some situations. + Please drive safely and never rely solely on this system while driving. The detection and control capabilities of FCM are supplemental only and do not prevent collisions in every situation. Please read the operation manual carefully and be aware of these limitations. FCM operates when a vehicle or other obstruction is in front of your vehicle. It is not designed to detect motorcycles or pedestrians, but may detect them and activate in some situations. ^ FCM system restricts the fitment of accessories, refer to genuine accessory brochure.



# KEY SPECIFICATIONS



	GLX	GLS 5 SEAT	GLS 7 SEAT	EXCEED
<b>MECHANICAL</b>	Engine			
	2.4L 16 valve MIVEC Intercooled turbo common rail diesel			
	Displacement (cc)			
	2442			
	Bore x Stroke (mm)			
	86.0 x 105.1			
	Maximum Power (kW@rpm)			
	133@3500			
	Maximum Torque (Nm@rpm)			
	430@2500			
	Battery			
	95D31L			
	Fuel type			
	Diesel			
Fuel tank capacity (L)				
68				
Fuel consumption (ADR 81/02 litres per 100km)*				
8.0				
CO <sup>2</sup> - g/km				
212				
Transmission				
8-speed automatic with Sports Mode				
Suspension - front/rear				
Independent - double wishbone coil spring & stabiliser bar/ 3-link coil springs and stabiliser bar				
Brakes - front/rear				
Ventilated discs (2-pot) / Drum-in Ventilated disc				
Tyre size				
265/60R18 110H				
Wheel size				
18" x 7.5J alloy wheels				
Turning Circle - kerb to kerb (m)				
11.2				
<b>WEIGHTS</b>	Gross vehicle mass (kg)			
	2710			
	Kerb mass (kg)			
	2045	2060	2100	2105
	Gross combination mass (kg)			
	5400			
	Maximum payload (kg)			
	665	650	610	605
Max. front axle mass (kg)				
1260 - 1360				
Max. rear axle mass (kg)				
1600				
Max. towing capacity with trailer brakes (kg)				
3100				
Max. towing capacity without trailer brakes (kg)				
750				
<b>DIMENSIONS - CARGO AREA</b>	Interior Length (mm)			
	2585 (max)			
	Interior Width (mm)			
	1420 (max)			
	Interior Height (mm)			
	920 (max)			
	Cargo room length (mm)			
	1575 (max)			
	Cargo room height (mm)			
	995 (max)		885 (max)	
	Cargo floor height (mm)			
	755		840	
Cargo room length (mm) - (SEA): Seat back to gate trim / at floor				
999 / 1235		237 / 393		
Cargo room length with 2nd/3rd row flat (mm) - SAE: Seat back to gate trim / at floor				
1827 / 1716		1827 / 1687		
Cargo room height (mm) (SAE)				
1073		932		
Cargo room width (mm) (SAE)				
		1280		
Cargo room width between wheel arches (mm) (SAE)				
		1000		
Minimum ground clearance (mm)				
		218		

# FEATURES

KEY	■	Standard
	—	Not available

	GLX	GLS 5 SEAT	GLS 7 SEAT	EXCEED
<b>MECHANICAL</b>	8 speed automatic with Sports Mode			
	■	■	■	■
	Paddle Shift			
	■	■	■	■
	Super Select II 4WD			
	■	■	■	■
	Centre differential			
	■	■	■	■
	Off Road Mode			
	■	■	■	■
Power steering				
■	■	■	■	
Rear differential lock				
—	■	■	■	
<b>BODY</b>	Front skid plate			
	■	■	■	■
	Engine under cover			
■	■	■	■	
Front and rear tow hooks				
■	■	■	■	
<b>EXTERIOR</b>	18" alloy wheels			
	■	—	—	—
	18" two-tone alloy wheels			
	—	■	■	■
	LED headlamps			
	■	■	■	■
	Headlamp washers			
	—	—	—	■
	LED Daytime Running Lamps (DRL)			
	■	■	■	■
	LED Tail lamps			
	■	■	■	■
	Fog lamps (front)			
	—	■	■	■
	High mount stop lamp			
	■	■	■	■
	Mudflaps (rear)			
■	■	■	■	
Chrome grille				
■	■	■	■	
Chrome door mirrors with integrated turn indicator				
■	■	■	■	
Chrome door handles				
■	■	■	■	
Side steps				
■	■	■	■	
Privacy glass				
■	■	■	■	
Rear roof spoiler				
—	—	—	■	
Roof rails				
■	■	■	■	
<b>INTERIOR</b>	Leather bound steering wheel			
	■	■	■	■
	Leather bound gearshift			
	■	■	■	■
	Electric park brake			
■	■	■	■	
Chrome interior door handles				
■	■	■	■	
Piano black accent panels				
■	■	■	■	
Climate control air conditioning				
■	—	—	—	
<b>COMFORT</b>	Dual zone climate control air conditioning			
	—	■	■	■
	Rear air vents with cooler			
	■	■	■	■
	Pollen filter			
	■	■	■	■
Driver foot rest				
■	■	■	■	
Driver and passenger assist grips				
■	■	■	■	
Tilt & Telescopic steering column				
■	■	■	■	

\*Figures to be used for comparison across vehicles. Driving conditions will effect actual results.



	GLX	GLS 5 SEAT	GLS 7 SEAT	EXCEED	
<b>CONVENIENCE</b>	Cruise control	■	■	■	■
	Central door locking with keyless entry	■	■	■	■
	Smart Key	■	■	■	■
	One touch start system	■	■	■	■
	Power windows front and rear (driver auto up & down)	■	■	■	■
	Door mirrors with power fold control	■	■	■	■
	Speed sensitive variable intermittent windscreen wipers	■	■	■	■
	Steering wheel audio controls	■	■	■	■
	Steering wheel cruise control switches	■	■	■	■
	Steering wheel phone controls	■	■	■	■
	Steering wheel camera switch	—	—	—	■
	USB Power port in rear console	2	2	2	2
	Accessory power socket (12V)	3	3	3	3
	220 VAC, 150W power outlet centre console box	■	■	■	■
	Driver & passenger sunvisor with illuminated vanity mirror	■	■	■	■
	High contrast instrument meter	■	■	■	■
	Tachometer	■	■	■	■
	Trip meter	■	■	■	■
	Electrochromatic rear view mirror	—	■	■	■
	Day/Night rear view mirror	■	—	—	—
	Remote locking for side & rear door	■	■	■	■
	ECO Drive Assist Indicator	■	■	■	■
ECO Score Indicator	■	■	■	■	
<b>STORAGE</b>	Glovebox - illuminated and lockable	■	■	■	■
	Floor console with storage box and lid	■	■	■	■
	Door pockets - front and rear	■	■	■	■
	Cup holders (centre console)	2	2	2	2
	Cup holders (rear seats)	2	2	2	2
	Bottle holders (in door)	4	4	4	4
	Sunglasses storage	■	■	■	■
	Seat back pocket - driver & passenger	■	■	■	■
	Cargo room hooks	4	4	2	2
	Cargo floor box	—	—	■	■
<b>SEATING</b>	Seating capacity	5	5	7	7
	Water repellent cloth trim	■	—	—	—
	Leather seat facings	—	■	■	■
	<b>Front Seats</b>				
	Bucket seats	■	■	■	■
	Slide and recline adjustment	■	■	■	■
	Power driver and front passenger seat	—	■	■	■
	Heated front seats	—	—	—	■
	Driver height adjustment	■	■	■	■
	Height adjustable headrests	■	■	■	■
	<b>Second row seats</b>				
	Recline and tumble fold function	■	■	■	■
	Centre armrest with cupholders	■	■	■	■
	Height adjustable headrests	3	3	3	3
	60:40 split folding function	■	■	■	■
	<b>Third row seats</b>				
	Height adjustable headrests	—	—	2	2
50:50 split folding function	—	—	■	■	
<b>AUDIO &amp; MEDIA</b>	Smartphone Link Display Audio with 7" touch screen	■	■	■	■
	Android Auto™	■	■	■	■
	Apple CarPlay	■	■	■	■
	Digital Audio Broadcast (DAB+) radio	■	■	■	■
	AM/FM radio	■	■	■	■

	GLX	GLS 5 SEAT	GLS 7 SEAT	EXCEED	
<b>AUDIO &amp; MEDIA</b>	USB Media Control (MP3/WMA/AAC/FLAC/Vorbis/WAV)	■	■	■	■
	4 speakers	■	—	—	—
	6 speakers	—	■	■	—
	8 speakers (includes 4 tweeters)	—	—	—	■
	2 x USB Input	■	■	■	■
	HDMI Input	■	■	■	■
	iPod control	■	■	■	■
	Bluetooth® phone connectivity & audio streaming with voice control	■	■	■	■
	Antenna integrated in glass	—	■	■	■
	Roof mounted antenna	■	—	—	—
<b>SAFETY</b>	Multi information display - includes trip computer, outside temp, average fuel consumption	■	■	■	■
	Driver & front passenger SRS airbags	■	■	■	■
	Driver & front passenger side SRS airbags	■	■	■	■
	Curtain SRS airbags	■	■	■	■
	Driver knee airbag	■	■	■	■
	Electronic Brakeforce Distribution (EBD)	■	■	■	■
	Emergency Brake Assist System (EBA)	■	■	■	■
	Smart Brake	■	■	■	■
	Active Stability Control (ASC)	■	■	■	■
	Active Traction Control (ATC)	■	■	■	■
	Trailer Stability Assist (TSA)	■	■	■	■
	Hill Start Assist (HSA)	■	■	■	■
	Hill Descent Control (HDC)	■	■	■	■
	Reinforced Impact Safety Evolution (RISE) body	■	■	■	■
	Side door impact beams	■	■	■	■
	3 point Emergency Locking Retractor (ELR) seatbelts (all seating positions)	■	■	■	■
	Front seatbelt pretensioners & force limiters	■	■	■	■
	Front seatbelt height adjustable shoulder anchorages	■	■	■	■
	Child proof rear door locks	■	■	■	■
	Child restraint anchorage points	3	3	3	3
ISO-Fix child seat mountings	2	2	2	2	
Crash detection door unlock	■	■	■	■	
Speed sensing auto door lock	■	■	■	■	
Forward Collision Mitigation (FCM)	■	■	■	■	
Adaptive Cruise Control (ACC)	■	■	■	■	
Automatic rain sensing wipers	—	■	■	■	
Automatic dusk sensing headlamps	—	■	■	■	
Ultrasonic misacceleration Mitigation System (UMS)	—	—	—	■	
Front Parking Sensors	—	—	—	■	
Blind Spot Warning System (BSW)	—	—	—	■	
Reverse Parking Sensors	■	■	■	■	
Reverse Camera	■	■	■	■	
Multi Around Monitor	—	—	—	■	
<b>SECURITY</b>	Anti-theft encrypted engine immobiliser	■	■	■	■
	Auto Relock Function for central locking	■	■	■	■
	Steering lock	■	■	■	■



# EXPLORE OUR ACCESSORIES RANGE

Before you get out there, get into your Mitsubishi dealer and discover the comprehensive range of Pajero Sport accessories.

Visit [mitsubishi-motors.com.au](http://mitsubishi-motors.com.au) for the complete listing.







Front Under Garnish



Exhaust Tip



Fender Arch Moulding



Side Door Garnish



Front Corner Moulding



Rear Corner Protectors



Rear Spoiler\*  
\*Fitted as standard on Exceed models.



18" Alloy Wheels



Front Protection Bar\*  
\*Not suitable for driving lamps.



Nudge Bar



Headlamp Protectors




Bonnet Protector – Clear or Tinted



Weathershields



Snorkel



Roof Rack



Thule Touring Luggage Pod



Towbar with Towball



Cargo Barrier



Carpet Mats - available for 5 and 7 seat models



Rubber Mats - available for 5 and 7 seat models



Luggage Tray – 7 seat models



Luggage Tray – 5 seat models



Neoprene Seat Covers - Front and Rear

**MITSUBISHI**  
**DIAMOND**  
**ADVANTAGE**  
GENUINE ACCESSORIES

**NOT GENUINE?  
DON'T RISK IT.**

Pictures shown for illustration purpose and may not be product specific. Please check with your Mitsubishi dealer for specific model applications. Mitsubishi genuine accessories have been designed to maintain the integrity of your vehicle and work with all driving systems. Please ensure if fitting non-genuine accessories that they do not interfere with any of the vehicle safety sensors as this may lead to system malfunction and/or false activation. Some accessories are not offered by Mitsubishi on certain models as they interfere with vehicle safety sensors.



## COLOUR



White



Sterling Silver (M)



Deep Bronze (M)#



Titanium Grey (M)

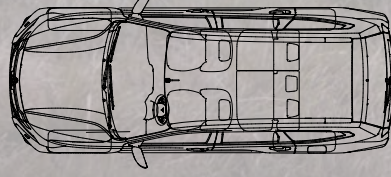
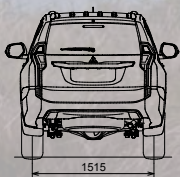
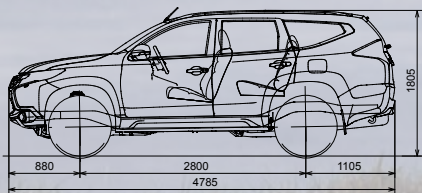
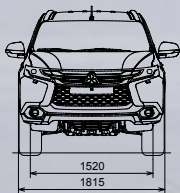


Terra Rossa (M)

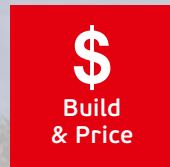



Pitch Black (P)#


## EXTERIOR DIMENSIONS (MM)




(M) Metallic  
(P) Pearlescent  
Optional extras  
#GLS and Exceed only



## UPHOLSTERY



GLS - Fabric (Water Repellent)



GLS/Exceed -  
Leather seat facings

**MITSUBISHI  
DIAMOND  
ADVANTAGE**

All Mitsubishi Motors vehicles come with the Mitsubishi Diamond Advantage<sup>^</sup> - Warranty, Capped Priced Servicing and Roadside Assistance so that no matter where the road takes you, we will be there with you. Ask your Dealer or visit [mitsubishi-motors.com.au](http://mitsubishi-motors.com.au) to find out more.

<sup>^</sup>Conditions apply. Excludes Government, Rental and National Fleet customers. See [mitsubishi-motors.com.au](http://mitsubishi-motors.com.au) for further information. Always consult your authorised Mitsubishi Dealer for the latest details on specifications, options, prices, availability and conditions on New Vehicle warranty. All product illustrations and specifications referred to herein are believed to be correct at the time of publication approval. Subject to any applicable Federal, State or Territory Laws or ordinances, which may apply from time to time, Mitsubishi Motors Australia Limited reserves the right, without notice, or obligation, to discontinue or make changes to designs, specifications, colours and materials of the options and products referred to herein at any time without incurring any liability to any purchaser thereof. © Mitsubishi Motors Australia Limited. ABN 53 007 870 395 PAJSP00318 MY18 MMA0643