

# CRETA



# The New 2018 CRETA. The Perfect SUV.

Perfection is a journey. A journey embarked by those who believe in excelling themselves, again and again. Like the New 2018 CRETA. Sporting a smarter look with a bolder stance that complements its growing stature, it redefines perfection and resets the benchmarks.





# Bolder. Sportier. Far ahead of the pack.

Designed to turn heads as effortlessly as it turns corners, the New 2018 CRETA is crafted beyond perfection. Based on Hyundai's evolved Fluidic Sculpture 2.0 design concept, it always arrives in style and leaves a strong impression.



Bold Cascade Design Front Grille



Bi-functional Projector Headlamps



Bold Front & Rear Skid Plates



Stylish Split Tail Lamps



R17 Diamond Cut Alloys



LED DRL & Positioning Lamp

Shark Fin Antenna | Chrome Finish Outside Door Handles | Sporty Dual Tone Exterior Colours  
LED Turn Indicator on ORVMs | Side Body Cladding



1



2



3



4



5

# A touch of the extraordinary.

Its 17.77 cm Touchscreen AVN System connects you to your destination like a breeze. And while you are on the move, it plays your favourite music in high quality sound, making the distance disappear into a delightful experience.



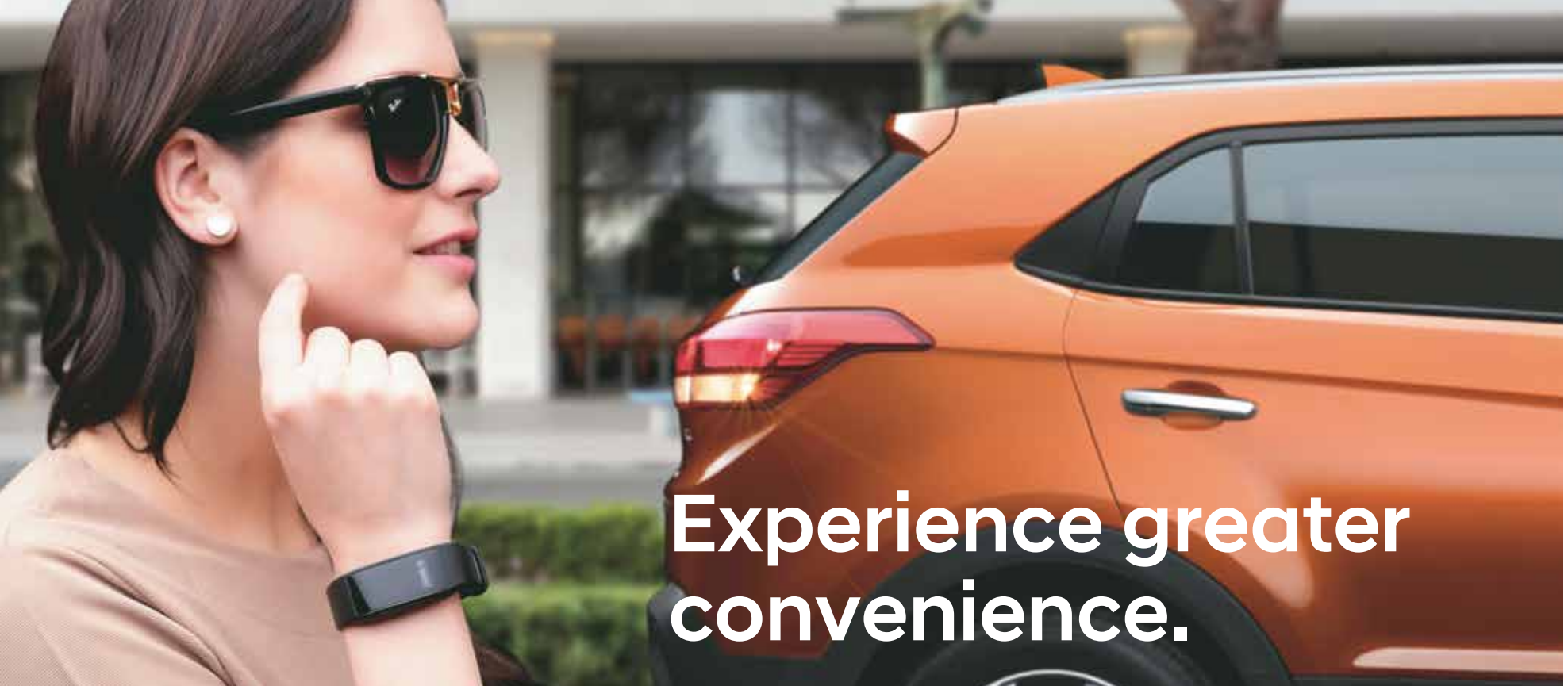
1. Arkamys Sound Mood 2. Android Auto 3. Apple CarPlay 4. Navigation 5. Video Playing Mode



IPS Display for Wide Viewing Angle | Voice Recognition on Steering | Capacitive Touch Screen

Disclaimer: The screens shown on the windshield are only a creative representation of the AVN screens.

New



# Experience greater convenience.

## Smart Key Band - Smart Excellence.

A new age device that has inbuilt functionality of a smart key allowing you to open the door and start your car without a key. It not only tracks your steps and calories burnt through a mobile app but also wakes you up and notifies you about an incoming call.

Door Lock/Unlock | Engine Start/Stop | Tailgate Opening | Sleep Monitoring | Step Count  
Calorie Count | Incoming Call Alert | Alarm | Time Display | Find Band | OLED Display Screen

1<sup>st</sup>  
In  
Segment



Find a band



Incoming Call



Alarm



Time Display

# Auto Link - Stay connected with your car.

A highly interactive technology that helps you stay connected with your car from wherever you are. Auto Link helps you keep a check on your vehicle health, monitor driving patterns, manage parking, get roadside assistance and make a service request.



# Higher comfort and convenience.

The New 2018 CRETA boasts of new age features that take you on higher altitudes of comfort every time you set out on a journey.



Dual Tone - Black & Beige Interiors





Smart Electric Sunroof



Wireless Phone Charger



6 Way Power Driver Seat



Cruise Control



Advanced Supervision Cluster



FATC with Cluster Ionizer



Sliding Front Armrest



Sporty Interior Colour Pack \*

Leather Seats\*\* | Rear AC Vent | Smart Key with Push Button Start | Sunglass Holder | Door Scuff Plates | Rear Centre Armrest with Cupholder  
 Electrically Adjustable ORVM with Turn Indicators | 60:40 Split Rear Seats# | Luggage Net & Hook | Storage Space in Console Armrest

\*\*Leatherette \*Available in SX Dual Tone Variant Only  
 #Available in SX AT only

Six Airbags (Driver, Passenger, Side & Curtain)

**Best**  
in  
Class



# A benchmark for safety.

The New 2018 CRETA has a strong HIVE body structure that ensures enhanced stability, better driving dynamics and complete safety for years to come. A host of other state-of-the-art safety features ensure that you drive with a complete peace of mind.



Electronic Stability Control (ESC)



Vehicle Stability Management (VSM)



**HIVE**  
HIVE Body Shape  
denotes structural strength, stability and connotes sturdiness



Hill-start Assist Control (HAC)



Rear Parking Assist System



Electrochromic Mirror (ECM)

Seat Belt Pretensioner-Driver & Passenger Side | Reverse Parking Sensors | Speed Sensing Auto Door Lock (Standard)  
Impact Sensing Auto Door Unlock | Cornering Lamp | ISOFIX



STANDARD ACROSS ALL VARIANTS



# Power that leaves the ordinary behind.


Feel the surge of power as you discover the roar of its Petrol and Diesel engines.



6-speed Automatic Transmission in Petrol & Diesel Variants



## 1.6L Petrol Engine Dual VTVT Technology


Max. Power  
 **123<sub>ps</sub>/6,400<sub>rpm</sub>**

Max. Torque  
**15.4** kgm

6-speed Manual & Automatic Transmission




## 1.4L Diesel Engine U2 CRDi Technology

Max. Power  
 **90<sub>ps</sub>/4,000<sub>rpm</sub>**

Max. Torque  
**22.4** kgm

6-speed Manual Transmission

## 1.6L Diesel Engine U2 VGT CRDi Technology

Max. Power  
 **128<sub>ps</sub>/4,000<sub>rpm</sub>**

Max. Torque  
**26.5** kgm

6-speed Manual & Automatic Transmission

## KEY FEATURES

Variant		E	E+	S	SX	SX Dual Tone	SX(O)
<b>ENGINE &amp; TRIM PLAN</b>							
1.6 Petrol Dual VTVT	MT	•	•	-	•	•	•
	AT	-	-	-	•	-	-
1.4 CRDi	MT	-	•	•	-	-	-
	AT	-	-	-	•	•	-
1.6 CRDi VGT	MT	-	-	-	•	•	-
	AT	-	-	•	•	-	-
<b>SAFETY</b>							
HIVE Body Structure		S	S	S	S	S	S
Airbags	Driver & Passenger	S	S	S	S	S	S
	Side & Curtain	-	-	-	-	-	S
ABS with EBD		S	S	S	S	S	S
Electronic Stability Control (ESC)		-	-	-	-	-	S
Vehicle Stability Management control (VSM)		-	-	-	-	-	S
Hill Start Assist Control (HAC)		-	-	-	-	-	S
Parking Assist	Rear Parking Sensors	-	-	S	S	S	S
	Rear Camera with steering adaptive parking guidelines display	-	-	S	S	S	S
Day/Night Inside Rear View Mirror		S	S	S	S	S	-
Electro chromic mirror (ECM)		-	-	-	-	-	S
Front Seat Belts with Pretensioner		S	S	S	S	S	S
Height Adjustable Front Seatbelts- Driver & Passenger		-	-	-	-	-	S
Child Seat Anchor (ISOFIX)		-	-	-	S*	-	-
Impact Sensing Auto Door Unlock		S	S	S	S	S	S
Lane Change Indicator		S	S	S	S	S	S
Lane Change Flash Adjustment		-	-	-	-	-	S
Speed Sensing Auto Door lock		S	S	S	S	S	S
Front Fog Lamps		-	-	S	S	S	S
Rear Defogger with Timer		-	-	S	S	S	S
Immobilizer		S	S	S	S	S	S
<b>EXTERIOR</b>							
Alloy Wheels	R16 Clean Silver Alloys	-	-	S	S	-	-
	R17 Diamond cut Alloys	-	-	-	S*	S	S
Silver Color Front & Rear Skid Plate		S	S	S	S	S	S
A- Pillar Piano Black Glossy finish		S	S	S	S	S	S
B- Pillar Black-out Tape		S	S	S	S	S	S
Piano Black Glossy finish Roof		-	-	-	-	-	S
Bi-functional Projector Headlamps		-	-	-	S	S	S
Cornering Lamps		-	-	-	S	S	S
LED DRL		-	-	-	S	S	S
LED Positioning Lamps		-	-	-	S	S	S
Roof Rails		-	-	-	S	S	S
Radiator Grille	Black + Silver	S	S	S	-	-	-
	Black + Chrome	-	-	-	S	S	S
Body Color	Dual Tone Bumpers	S	S	S	S	S	S
	Outside Door Handles	S	S	S	-	-	-
ORVM		S	S	S	S	S	S
Black Colour Side Moulding		S	S	S	S	S	S
Side Body Cladding		S	S	S	S	S	S
Rear Garnish	Body Coloured	S	S	S	-	-	-
	Chrome finish	-	-	-	S	-	S
Chrome Finish Outside Door Handles		-	-	-	S	S	S
Antenna	Micro Roof	S	S	S	-	-	-
	Shark Fin	-	-	-	S	S	S
LED Turn Indicators on Outside Mirrors		-	-	S	S	S	S
<b>INTERIOR</b>							
All Black theme dashboard with Silver Accents		-	-	-	-	-	S
Tangerine Orange Color Pack	Black Seat Fabric with Orange Inserts & Contrast Stitching	-	-	-	-	-	S
	Leather TGS Knob with Orange Accent	-	-	-	-	-	S
	TGS Gaitor boot with Contrast Stitching	-	-	-	-	-	S
Metal finish	Leather wrapped Steering with Contrast Stitching	-	-	-	-	-	S
	Crash Pad Garnish	S	S	S	S	S	S
	Inside Door Handles	-	-	-	S	S	S
Leather Pack*	Seats	-	-	-	-	-	S
	Steering	-	-	-	S	S	S
	TGS Knob	-	-	-	S	S	S
	Console Armrest	-	-	-	-	-	S
Rear Parcel Tray	Door Armrest	-	-	-	-	-	S
		-	-	S	S	S	S

## SINGLE TONE BODY COLOURS



Polar White



Sleek Silver



Passion Orange



Stardust



Marina Blue



Fiery Red



Phantom Black



Polar White with Phantom Black



Passion Orange with Phantom Black

## TECHNICAL SPECIFICATIONS

Items	1.6 Petrol	1.4 Diesel	1.6 Diesel
<b>DIMENSIONS</b>			
Overall Length (mm)	4,270		
Overall Width (mm)	1,780		
Overall Height (mm)	1,630**		
Wheelbase (mm)	2,590		
Fuel Tank Capacity (ltr)	55		
<b>ENGINE</b>			
Configuration	4 Cylinder, 16 Valves	4 Cylinder, 16 Valves	4 Cylinder, 16 Valves
Valvetrain Type	Dual VTVT	CRDi	CRDi with VGT
Displacement (cc)	1,591	1,396	1,582
Max Power (ps/rpm)	123/6,400	90/4,000	128/4,000
Max Torque (kgm/rpm)	15.4/4,850	22.4/1,500-2,750	26.5/1,500-3,000
<b>TRANSMISSION</b>			
Type	6-speed Manual	6-speed Manual	6-speed Manual
	6-speed Automatic		6-speed Automatic
<b>SUSPENSION</b>			
Front	McPherson Strut with Coil Spring		
Rear	Coupled Torsion Beam Axle (CTBA) with Coil Spring		
<b>BRAKES</b>			
Front	Disc		
Rear	Drum		
<b>TYRE</b>			
Size	205/65 R16 Steel (E,E+) / 205/65 R16 Alloy (S,SX)		
	215/60 R17 Alloy (SX AT, SX Dual Tone,SX(O))		
Spare Tyre	205/65 R16 Steel (E,E+,S,SX)		
	215/60 R17 Steel (SX AT, SX Dual Tone,SX(O))		
Type	Tubeless		

\*\*With Roof Rails \*Leatherette

## DIMENSIONS

unit : mm



S = Standard O = Option \*Only Automatic Transmission \*Only Petrol

## DUAL TONE BODY COLOURS

Dealer's Name & Address

For more details,  
please consult your Hyundai Dealer.

**HYUNDAI MOTOR INDIA LTD.**

2nd, 5th & 6th Floor, Corporate One - Baani Building,  
Plot No. 5, Commercial Centre, Jasola, New Delhi-110025

Visit us at [www.hyundai.co.in](http://www.hyundai.co.in) or call us at 1800-11-4645 (Toll Free) 098-7356-4645.



- **3 Years/Unlimited kms Warranty\***
- **3 Years Road Side Assistance (RSA)**

**Complete Peace of  
Mind for Customers**

Some of the equipment illustrated or described in this leaflet may not be supplied as standard equipment and may be available at extra cost. • Hyundai Motor India reserves the right to change specifications, schemes and equipment without prior notice. • Hyundai Motor India recommends you to avoid using backcovers for mobiles while charging your phone on the wireless charger. • The colour plates shown may vary slightly from the actual colours due to the limitations of the printing process. • Please consult your dealer for full information and availability on colours and trim. \*Terms & conditions apply.